

Project Budget Guide

Worksheet

Add up your budget	Example	Your Budget	Cost Check ⁴
Construction Cost	\$ 440,000		
Other Fees	\$ 30,000		
Architects Fees ²	\$ 30,000		
TOTAL Project Budget (Incl. GST)	\$ 500,000		
Allow some Contingency ³	\$ 50,000		

1. Refer our Project Fee Guide for estimate of fees.
2. Architects fees (in example) shown to Construction Certificate (CC) Stage only.
3. Every project budget should make some allowance for unforeseen costs - we call this a 'Contingency' and suggest 10% as a starting point.
4. Cost Check uses the AAA Costing Calculator on our website to help us check that your budget is adequate / matches your brief.

Notes

Purchase Price

Purchase Date

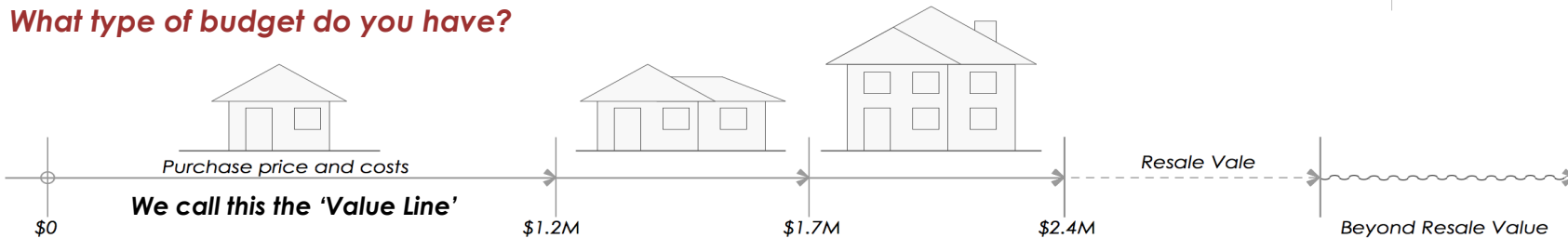
Years owned

Current Value


Maximum Improved Value

Resale likely in how many years

What type of budget do you have?



<input type="checkbox"/> Limited Budget	<p>Architect must design within a Construction Cost of \$</p>
<input type="checkbox"/> Resale Budget	<p>Architect must design within a Construction Cost of \$, based on resale value.</p>
<input type="checkbox"/> Staged / Masterplan Budget	<p>Architect can design to a future budget for staged works of \$</p>
<input type="checkbox"/> Brief Driven Budget	<p>Architect to design to the brief without budget restrictions.</p>



**ALL AUSTRALIAN
ARCHITECTURE**

Suite 206, 20 Dale St
Brookvale NSW 2100

aaarchitect.com.au
0412 348 575

ABN 95 492 673 232

Updated Jan 2016

Adam Pressley FRAIA
Nominated Architect
NSW Reg. No. 6007



Member
Australian Institute
of Architects

Project Budget Guide

Design & Approval Stages		Guide	Est.	Construction Stages		Guide	Est.
Surveyor	Levels Survey	\$	1,980	Water Services	Works near sewer main	\$	1,980
Bushfire Consultant	BAL rating	\$	660	Structural Engineer	Certificate of adequacy	\$	165
Council	s.149 Planning report	\$	120		Detailed drawings	\$	3,300
Town Planner	Statement of effects	\$	1,980		Dilapidation reports	\$	2,500
Stormwater Engineer	Stormwater management	\$	1,320	Private Certifier	PCA Engagement	\$	2,200
	Sediment erosion control	\$	165	Council	CC Lodgement Fee	\$	50
	Waste management	\$	165		s.94 Contribution (1%)	\$	4,500
	Overland flood risk report	\$	2,500		Long service Levy (0.35%)	\$	1,575
Landscape	Landscape plan	\$	1,650	Engineers	Inspections	\$	4,500
BASIX	Certificate fee (new home \$50)	\$	25	Private Certifier	Inspections + Certificates	\$	2,500
NatHERS Assessor	Thermal rating (new home) ABSA certificate	\$	935	Misc	Kerb openings, additional works + amendments	\$	1,500
Council	DA Submission Fees	\$	1,850	Other			
Bushfire Consultant	Bushfire risk assessment	\$	1,760				
Arborist	Tree advice / Report	\$	990	TOTAL	(including GST)	\$ 24,770	
Environmental Consultant	Endangered species and wastewater	\$	1,650				
Geotechnical Engineer	Geotechnical report / Landslip issues	\$	2,640				
Heritage Planner	Conservation report	\$	2,750				
Traffic Engineer	Turning circle / Parking	\$	1,980				
Quantity Surveyor	Building cost report	\$	1,980				
Other							
TOTAL	(including GST)	\$ 27,100					


Note: Each allowance is not an actual quote. This guide is a 'ball park' estimate of total project fees for use when budgeting and excludes architectural fees + interior design fees.

A Single DA + CC process is assumed. Additional applications will incur additional fees.

This guide is based on a project of \$500k construction cost, and these estimates may require adjustment.

Estimate of Other Fees

\$



**ALL AUSTRALIAN
ARCHITECTURE**

Suite 206, 20 Dale St
Brookvale NSW 2100

aaarchitect.com.au

0412 348 575

ABN 95 492 673 232

Updated Jan 2016

Adam Pressley FRAIA
Nominated Architect
NSW Reg. No. 6007



Member
Australian Institute
of Architects